
IFFUMxxS MANGUITO UNIVERSAL A FLEXIBLE
COUPLING UNIVERSAL TO FLEX

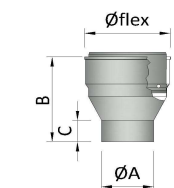
Øflex	80	100	125	150	180	200	250	300
A	78	98	123	148	178	198	248	298
B	120	120	120	120	120	120	120	120
C	60	60	60	60	60	60	60	60

 Nota para los códigos.
 Note for codes.

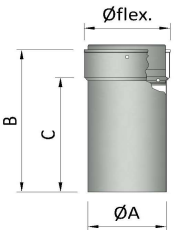
Ø	xx	ej./ex.
80	08	IFFUM08S
100	10	IFFUM10S
125	12	IFFUM12S
150	15	IFFUM15S
180	17	IFFUM17S
200	20	IFFUM20S
250	25	IFFUM25S
300	30	IFFUM30S


IFFUAMxxS MANGUITO UNIVERSAL A FLEXIBLE AMPLIADO
INCREASER COUPLING UNIVERSAL TO FLEX

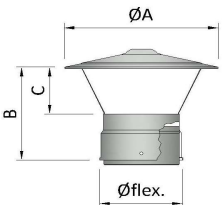
Øflex	80	100	125	150	180	200	250	300
A	-	78	98	123	148	173	-	-
B	-	163	163	163	163	163	-	-
C	-	50	50	50	50	50	-	-


IFFUADxxS MANGUITO UNIVERSAL A FLEX. AMPLIADO 2 DIÁMETROS
INCREASER COUPLING UNIV. TO FLEX 2 DIAMETERS

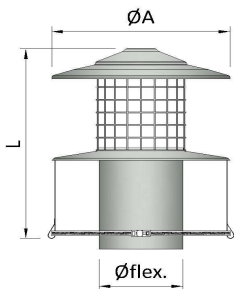
Øflex	80	100	125	150	180	200	250	300
A	-	-	78	98	123	148	-	-
B	-	-	178	178	178	178	-	-
C	-	-	45	45	45	45	-	-


IFFLMxxS MANGUITO 0,3 m UNIVERSAL A FLEX.
COUPLING 0,3 m UNIV. TO FLEX

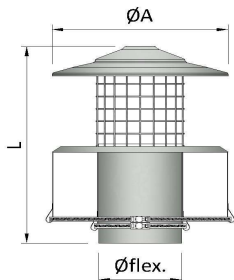
Øflex	80	100	125	150	180	200	250	300
A	78	98	123	148	178	198	248	298
B	300	300	300	300	300	300	300	300
C	240	240	240	240	240	240	240	240


IFCPMxxS CAPERUZA FLEX.
FLEX CAP

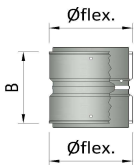
Øflex	80	100	125	150	180	200	250	300
ØA	160	200	250	300	350	400	-	-
B	160	173	183	200	216	233	-	-
C	60	73	83	100	116	133	-	-


IFPJxxS CAPERUZA PAJARERA
POT HANGING COWL

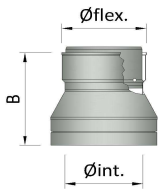
Øflex	80	100	125	150	180	200	250	300
ØA	-	-	315	315	-	-	-	-
L	-	-	391	396	-	-	-	-


IFPLxxS CAPERUZA PAJARERA CON BASE CUADRADA
SQUARE POT HANGING COWL

Øflex	80	100	125	150	180	200	250	300
ØA	-	-	315	315	-	-	-	-
L	-	-	391	396	-	-	-	-


IFFFMxxS MANGUITO FLEX. A FLEX.
COUPLING FLEX TO FLEX

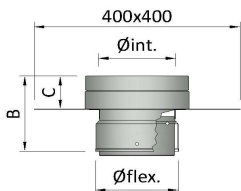
Øflex	80	100	125	150	180	200	250	300
B	145	145	145	145	145	145	145	145


IFKWFxxS MANGUITO KW A FLEX.
COUPLING KW TO FLEX.

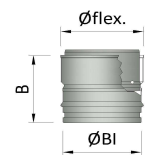
Øflex	80	100	125	150	180	200	250	300
Øint	80	100	125	150	180	200	250	300
B	196	196	196	196	196	196	196	196


IFFKWxxS MANGUITO FLEX. A KW
COUPLING FLEX. TO KW

Øflex	80	100	125	150	180	200	250	300
Øint	80	100	125	150	180	200	250	300
B	196	196	196	196	196	196	196	196


IFWPMxxS MANGUITO FLEX. A KW CON PLACA
COUPLING FLEX. TO KW WITH PLATE

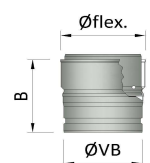
Øflex	80	100	125	150	180	200	250	300
Øint	80	100	125	150	180	200	250	300
B	160	160	160	160	160	160	-	-
C	70	70	70	70	70	70	-	-


IFBIFxxS MANGUITO BI A FLEX.
COUPLING BI TO FLEX.

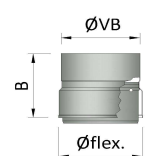
Øflex	80	100	125	150	180	200	250	300
B	155	155	155	155	155	155	155	155


IFFBIxxS MANGUITO FLEX. A BI
COUPLING FLEX. TO BI

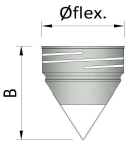
Øflex	80	100	125	150	180	200	250	300
B	150	150	150	150	150	150	150	150


IFVBFxxS MANGUITO VB A FLEX.
COUPLING VB TO FLEX.

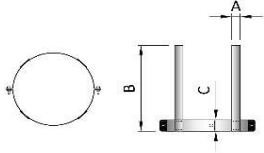
Øflex	80	100	125	150	180	200	250	300
ØVB	80	100	125	150	180	200	250	300
B	109	109	-	-	-	-	-	-


IFFVBxxS MANGUITO FLEX. A VB
COUPLING FLEX. TO VB

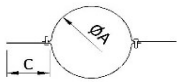
Øflex	80	100	125	150	180	200	250	300
ØVB	80	100	125	150	180	200	250	300
B	120	139	139	139	139	139	139	-


IFNCMxx CONO GUIA
SCREW-FIX NOSE CONE

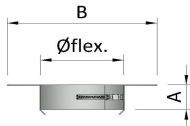
Øflex	80	100	125	150	180	200	250	300
B	148	165	186	208	230	248	-	-


HIPAxx ABRAZADERA GUIA
GUIDE CLAMP

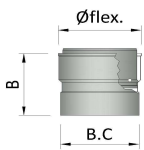
Øflex	80	100	125	150	180	200	250	300
A	30	30	30	30	40	40	40	40
B	250	250	250	250	300	300	300	300
C	30	30	30	30	40	40	40	40


HISHMxx ABRAZADERA SOPORTE PARA FLEX.
FLEX CLAMP SUPPORT

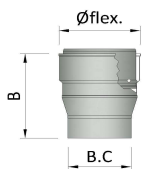
Øflex	80	100	125	150	180	200	250	300
ØA	86	106	131	156	186	206	256	306
C	110	110	110	110	110	110	110	110


IFSCxx SOPORTE ABRAZADERA PARA FLEX. 3 PATILLAS
POT HANGER SUPPORT CLAMP

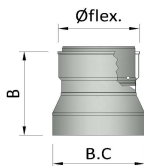
Øflex	80	100	125	150	180	200	250	300
A	50	50	50	50	50	50	50	50
B	197	217	242	267	292	317	367	417


IFADxxS ADAPTADOR A CALDERA TIPO 1
BOILER ADAPTOR TYPE 1

Øflex	80	100	125	150	180	200	250	300
B.C	80+95	100+115	125+140	150+165	180+195	200+215	250+265	300+315
B	137	137	137	137	137	137	137	137


IFADxxS ADAPTADOR A CALDERA TIPO 2
BOILER ADAPTOR TYPE 2

Øflex	80	100	125	150	180	200	250	300
B.C	60+75	60+95	75+120	100+145	130+175	150+195	200+245	250+295
B	188	188	188	188	188	188	188	188


IFADxxS ADAPTADOR A CALDERA TIPO 3
BOILER ADAPTOR TYPE 3

Øflex	80	100	125	150	180	200	250	300
B.C	100+130	120+150	145+175	170+200	200+230	220+250	270+300	320+350
B	188	188	188	188	188	188	188	188